



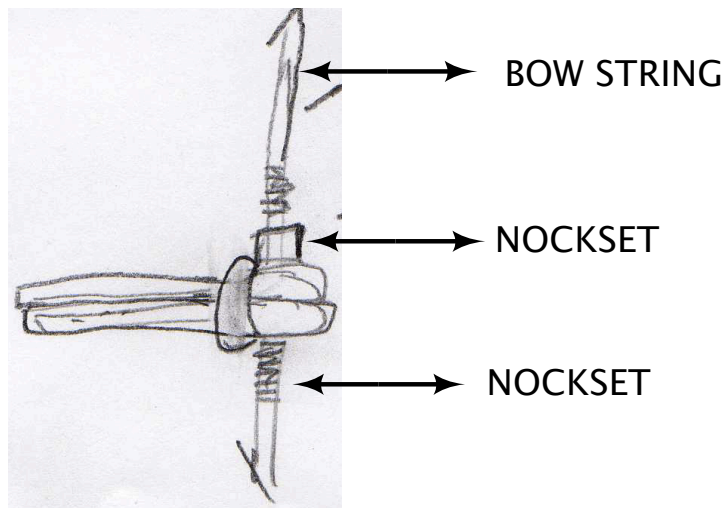
SIMPLE MOUTH TAB



550 CORD/PARACHUTE CORD
CUT TO 5" AND MELT THE ENDS



FOLD CORD IN HALF. MATCH THE ENDS
AND SEW PART WAY. USE A LIGHTER TO
MELT THE ENDS TOGETHER



LOOP THE ENDS OF THE CORD AROUND THE STRING AND
THROUGH THE LOOP. TIE OR CLAMP NOCKSETS ABOVE AND
BELOW THE TAB. ARROW WILL GO BELOW THE MOUTH TAB

MATERIALS: 550/PARACHUTE CORD, SPIDER WIRE (FISHING LINE), NEEDLE, LIGHTER